


RESISTING TEMPTATION


“Bubba’s Big Banana Cream Crime”


Understanding Temptation from Your Child’s Point of View:

“Bubba’s Big Banana Cream Crime” helps us to recognize that not everything that is tempting is good for us. Bubba struggles resisting one of his mom's fresh banana cream pies. Meanwhile, Danny is tempted to cheat when he can't think of anything to write for the poetry contest.

A temptation is something that is so attractive that we may become convinced to do some thing wrong even if it is unwise. For very young children, the natural lack of impulse control makes it easier to give in to temptation. Here are some things to consider in teaching your child about temptation.

 **3 & 4 year-olds** are very easily controlled by their impulses. We may be able to have children state “the rules,” but find that they are unable to convert the “knowing” into “doing” what is expected. Young children are unable to exert the control necessary to deny their strong inner impulses. This is a natural state of development, and generally children do move through this stage. Children’s moral behavior is influenced by the authority figures in their lives. They do not yet understand the abstract concepts of right and wrong. They might obey if there is a concrete reason for it, such as having their parents present or an anticipated reward. Parents can set good examples for avoiding temptation and not giving into their own impulses. Talk with children about the specific temptation as well as the reasons to avoid it. Let children see and hear you as you deal with specific, attractive things you (and perhaps they) might want, but have reasons for avoiding.

 **5 & 6 year-olds** still find it difficult to avoid temptation because their desires are stronger than their ability to follow through on resistance. They are beginning to understand what is right and what is wrong. They want and need to explore and experiment, and sometimes that will mean that they give in to temptation. Scolding and lecturing are not very helpful for guiding this age group. Parents should demonstrate and model a life of choosing to do what is right. Talk with children to help them understand the natural and logical consequences of giving into temptation. With parental example and guidance, youngsters will develop an understanding of temptation and be able to successfully move into the next level of development.

 **7 & 9 year-olds** usually know right from wrong, but they still think in terms of concrete things. They still focus the temptations they want rather than on the right thing to do. Also, youngsters want to please adults. Therefore, they may say or do what adults want them to do, even if it’s wrong. Sometimes, children may unintentionally break the rules because they simply cannot remember several things at once: what they want to do and what they are supposed to do. During these ages, parents should be models of the behavior they want their children to develop. Parents must discuss with the children what the choices are as well as the consequences of various choices. Parents can encourage children by playing games together. Parents may positively help children to learn and play by the rules.

RESISTING TEMPTATION

“Bubba’s Big Banana Cream Crime”

Follow Up Activities for You and Your Child

During the video, you may want to occasionally stop it and ask your children: “What do you think you would do (or feel or say) in this story?” Then, watch how the program ends.

After the program, you may want to try these activities:

- 1 Ask your children to share what they thought about the story. Which character was their favorite? Which character was most like them? In what ways?
- 2 Invite your children to take a survey. They can ask friends and neighbors: “Do you prefer a blue shirt or a red shirt? Do you prefer apple pie or banana cream pie?” Through this, children can learn that there are many choices and that sometimes each choice is equally well regarded.
- 3 Help your children take a survey involving choices that are not equally acceptable, such as taking turns and grabbing or pushing. Discuss the choices and the possible consequences of each.
- 4 Play the rhyming game, similar to the poetry contest in the videotape. One player gives a word and the others think of a word that rhymes with it.
- 5 Share a story with your children about a time when you did what you knew was wrong (e.g. cheating, lying, etc). Tell them the results and how you felt about the situation. If possible share about the more positive alternatives.
- 6 Have a family meeting where you talk about the importance of resisting temptation. Ask each person (including adults) to recall a time when they got into trouble. What was their reasoning? What were the consequences? What were some alternatives they could have tried?
- 7 Help your children make a “banana cream pie” with instant banana pudding, whipping topping, and a crushed graham cracker crust. Enjoy sharing the pie with the family and/or friends.
- 8 Learn and sing together one of the songs from “Bubba’s Big Banana Cream Crime.”



Supplemental Materials for You and Your Child

Additional resources and can be found at: www.quigleysvillage.net